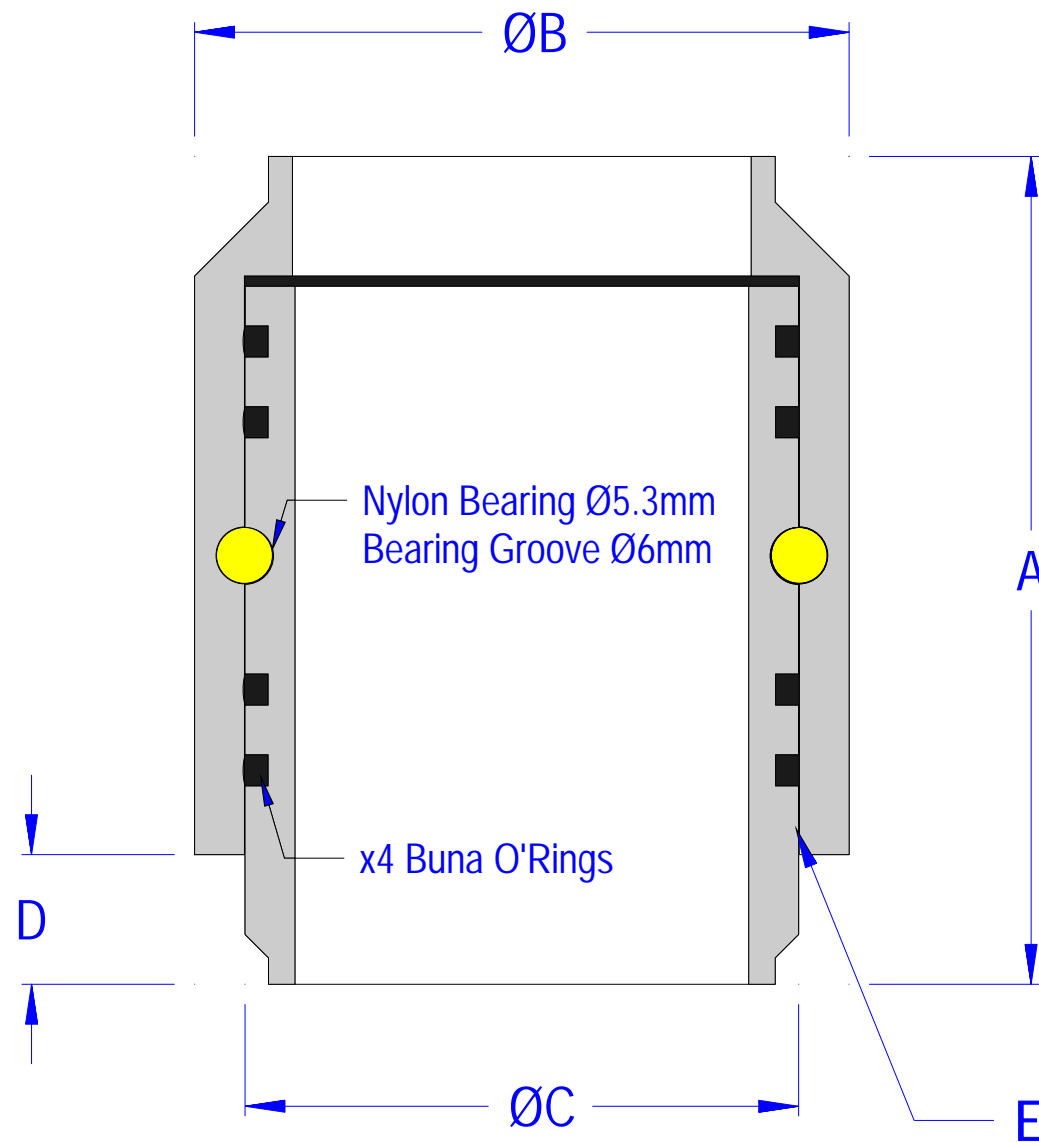
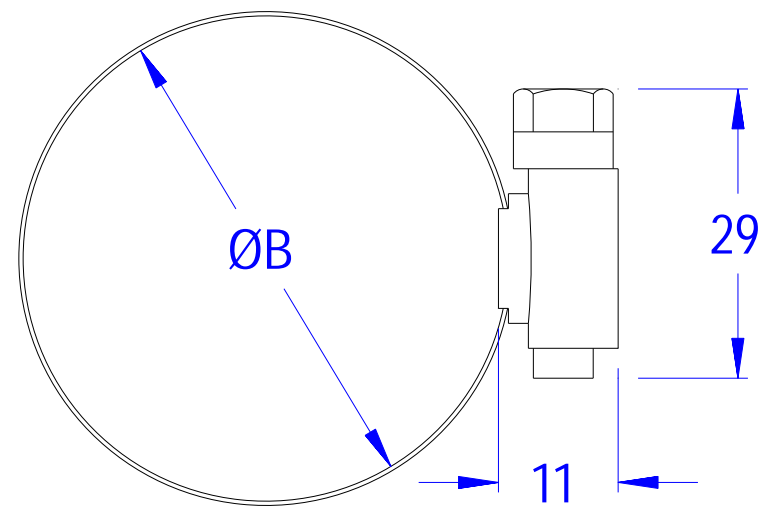


NOMINAL WORKING PRESSURE: 10 BAR




SIZE	A	B	C	D	E
25.4	83.0	42.0	31.6	12mm	0.3mm
38.1	83.0	54.0	44.2	12mm	0.3mm
50.8	83.0	65.6	55.5	12mm	0.3mm
63.5T	82.0	79.0	68.2	12mm	0.3mm
63.5P	83.0	89.0	76.0	12mm	0.3mm
76.2	83.0	91.0	81.0	12mm	0.3mm
101.6	103.0	113.5	103.4	12mm	0.3mm

\*Note T & P refer to Tube and Pipe swing joints.



E Body/Male Clearance (on diam)



GEORDI

DWG No. SWI\_DIMS

ITEM: INDUSTRIAL SWING JOINTS

PART: GENERAL DIMS

DATE: 25-2-15

UNITS: mm

DRAWN: TP

REV DESCRIPTION

CHECKED:

NAME DATE

SHEET: 1